

**MONITORING OF ENVIRONMENTAL
PARAMETERS**

(INTERIM REPORT FOR POST MONSOON SEASON -2022)

FOR

SARIPALLI SAND MINE

of

M/s. Rashtriya Ispat Nigam Limited.

(GOVERNMENT OF INDIA ENTERPRISE)

VISAKHAPATNAM STEEL PLANT

Saripalli (V), Nellimarla (M), Vizianagaram (Dist)

Andhra Pradesh.

Prepared By

M/s. SV ENVIRO LABS & CONSULTANTS

**(MOEF Recognized, NABL & NABET Accredited And
ISO 9001 Certified Laboratory)**

Enviro House, B1, Block-B, Autonagar, Visakhapatnam -12



TABLE OF CONTENTS

CONTENTS

Sl.No.	Description	Pg.No
1.0	Introduction	5
1.1.	Location of Project	5
2.0	Scope of Work	7
3.0	Methodology	10
4.0	Environmental Monitoring Studies	12
4.1	Meteorological Data	14
4.2	Ambient Air Quality Monitoring	22
4.3	Dust Fall Measurement	22
4.4	Noise Level Monitoring	23
4.5	Water Quality	23

LISTS OF FIGURES

Fig.No.	Description	Pg.No
Fig – 1	Graphical presentation of Minimum and Maximum of Temperature	15
Fig – 2	Graphical presentation of Minimum and Maximum of Relative humidity	15
Fig – 3	Wind rose –(00.00 – 07.00 hrs) November'22 – 8 hrly	17
Fig – 4	Wind rose –(08.00 – 15.00 hrs) November'22 – 8 hrly	18
Fig – 5	Wind rose –(16.00 – 23.00 hrs) November'22 – 8 hrly	19
Fig - 6	Wind rose –(00.00 – 23.00 hrs) November'22 – 24 hrly	20

LIST OF ANNEXURES

Annexure. No.	Description	Pg.No
Annexure – 1	Ambient Air Quality	27
Annexure – 2	Dustfall measurement	31
Annexure – 3	Noise Level Monitoring	35
Annexure – 4	Water Quality	37

CHAPTER – 1

INTRODUCTION

1.0 INTRODUCTION

Rashtriya Ispat Nigam Limited, the corporate entity of Visakhapatnam Steel Plant is a Navratna PSE under the Ministry of Steel. Visakhapatnam Steel Plant fondly called Vizag steel. It is the first shore based Integrated Steel Plant in the country and is known for its quality products delighting the customers. It is a market leader in long products and it caters to the needs of diverse industrial sectors. It is the first Steel plant to be certified ISO 9001:2008 (presently 2015), ISO 14001:2004 (presently 2015), OHSAS 18001:2007 and ISO/IEC 27001:2013 Standards. It is also the first PSE to be certified ISO 50001:2011 – Energy Management Systems and has acquired CMMI Level 3 Certification for S/W development.

The Infrastructure of Visakhapatnam Steel Plant comprises of Coke Ovens and Coal Chemical Plant, Sinter Plant, Blast furnace, Calcining and Refractory Material Plant, Steel Melt Shop and Continuous Casting, Light and Medium Merchant Mill, Medium Merchant and Structural Mill, Wire rod mill, Steel melt shop, Thermal power plant.

Rashtriya Ispat Nigam Limited, has captive mines namely Jaggayyapeta Limestone Mine, Madharam Dolomite Mine, Garbham Manganese Mine, Saripalli Sand Mine and Kintada Quartz Mine.

RINL has retained M/s. SV ENVIRO LABS & CONSULTANTS, to carry out the environmental monitoring studies at Saripalli Sand Mine.

This report presents the environmental monitoring data of Post Monsoon Season – November '2022 at Saripalli Sand Mine.

1.1 LOCATION OF THE PROJECT

The Project site is located at Saripalli Sand Mine of M/s. Rashtriya Ispat Nigam Limited located at Saripalli Village, Nellimarla Mandal, Vizianagaram District, Andhra Pradesh.

CHAPTER – 2
SCOPE OF WORK

2.0 SCOPE OF WORK

The scope of the studies include monitoring of the following environmental components

1. Meteorological data
2. Ambient Air Quality
3. Dustfall Rate
4. Noise Level monitoring at Work zones
5. Water quality

The parameters covered under the scope for each of the above attributes are given below:

SCOPE OF WORK

S.No	Attribute	Scope
1.	Meteorological Data	<p>Collection of micrometeorological data at project site for 15 days in a season by installing an weather monitoring station at plant site covering the following parameters :</p> <ul style="list-style-type: none"> • Temperature • Relative humidity • Wind speed • Wind direction • Rainfall <p>Frequency : Micro-meteorological data for 15days continuously in a season for three seasons i.e. Post Monsoon, Winter and Summer seasons. Yearly rainfall data to be collected.</p>
2.	Ambient Air Quality	<p>Sampling of ambient air at 03 stations for analyzing the following parameters:</p> <ul style="list-style-type: none"> • SPM • PM10

		<ul style="list-style-type: none"> • PM2.5 • SO2 • NOx • CO <p>Frequency : At each station samples will be collected on 8 hourly basis for 24hrs duration, 2days per week for two weeks alternatively in a month for three seasons i.e. Post Monsoon, Winter and Summer seasons</p>
3.	Dustfall Rate	<p>Collection of dustfall at 3 locations for 15days continuously in a month.</p> <ul style="list-style-type: none"> • Dustfall <p>Frequency : 30 days continuously for a month for three seasons i.e. Post Monsoon, Winter and Summer seasons</p>
4.	Noise Levels	<p>Monitoring of noise levels at four locations at work zones.</p> <p>Frequency : Readings recorded on 8 hourly basis at one hour interval at all locations in a month of a season for three seasons i.e. Post Monsoon, Winter and Summer seasons.</p>
5.	Water quality	<p>Collection and analysis of Surface water and well water as per</p> <ul style="list-style-type: none"> • IS 10500 (Drinking water specifications) • GSR 422 (E) –Inland surface water <p>Frequency : Once in a season for all the four seasons at all locations</p>

CHAPTER – 3

METHODOLOGY

3.0 METHODOLOGY

Methodologies adopted for sampling and analysis for each of the above parameters are detailed below

Methods of monitoring and analysis for various parameters

S.No	Attributes	Measurement Technique		
1.	Meteorological parameters	WEATHER STATION		
2.	Ambient Air Quality	SPM	Respirable Dust Sampler (Gravimetric method)	IS-5182 (Part-IV)
		PM ₁₀	Respirable Dust Sampler (Gravimetric method)	IS-5182 (Part-XXIII)
		PM _{2.5}	Fine Particulate Sampler (Gravimetric method)	IS-5182 (Part-XXIV)
		Sulphur dioxide	Modified West and Gaeke	IS-5182 (Part-II)
		Oxides of Nitrogen	Jacob & Hochheiser	IS-5182 (Part-VI)
		CO	Grab sample	IS-5182 (Part – X)
3.	Dustfall Rate	IS-5182 (Part – 1) (Gravimetric method)		
4.	Noise Monitoring	Pre calibrated Sound Level Meter		
5.	Water Quality (Surface water, Mine discharge water, Well Water and Treated water)	As per APHA 23 rd Edition'2017		

CHAPTER – 4

ENVIRONMENTAL MONITORING STUDIES

4.0 ENVIRONMENTAL MONITORING STUDIES – NOVEMBER - 2022

S.No	ATTRIBUTE	SCOPE	STUDIES CARRIED OUT
1.	Ambient Air Quality	Collection of ambient air at three locations.	Ambient Air samples collected at three locations at Mining Area - 18 th , 20 th , 24 th and 26 th November'2022 Kudipi Village - 18 th , 20 th , 24 th and 26 th November'2022 Saripalli Village - 18 th , 20 th , 24 th and 26 th November'2022 for SPM, PM10, PM2.5, SO2, NOx & CO.
2.	Meteorological parameters	Collection of micrometeorological data at project site for 15 days continuously	Collected for the period of 16.11.2022 to 30.11.2022.
3.	Dustfall rate	Collection of dustfall at three locations .	Dust fall samples were collected at three locations for the period of 01.11.2022 to 30.11.2022. <ul style="list-style-type: none"> • Mining Area • Kudipi Village • Saripalli Village

4.	Water Quality	Collection of Surface water and Well Water	Champavathi river upstream and downstream, Kudipi and Sarepalli well water samples have been collected on 24-11-2022.
5.	Noise Level Monitoring	Monitoring of noise levels at four locations at work zones.	Monitoring of noise levels at four locations at work zones. <ul style="list-style-type: none">• Mining Area• Kudipi Village• Loading Plant• Saripalli Village

4.1.1 METEOROLOGICAL DATA

Meteorological data was collected on hourly basis by installing a weather monitoring station at Plant site. The report depicted hereunder represents the data for 16th November to 30th November '2022.

The following parameters were recorded

- Wind speed
- Wind direction
- Temperature
- Relative humidity
- Rainfall

MINIMUM AND MAXIMUM VALUES OF RELATIVE HUMIDITY, TEMPERATURE AND RAINFALL DURING STUDY PERIOD

	Temperature in °C	Relative Humidity %	Rainfall in mm
Minimum	18	62	0.1
Maximum	29	94	0.69
Mean	24.0	85	-
Total	-	-	13.2

Fig – 1 .Graphical interpretation of Minimum and Maximum values of Temperature during study period.

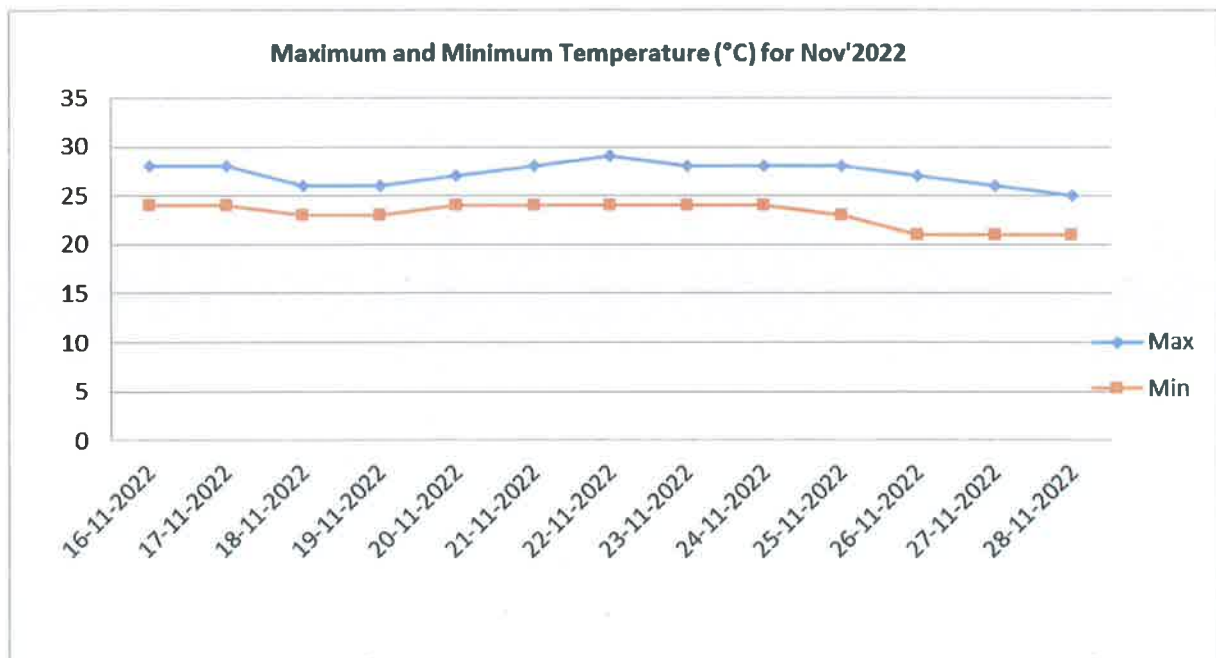
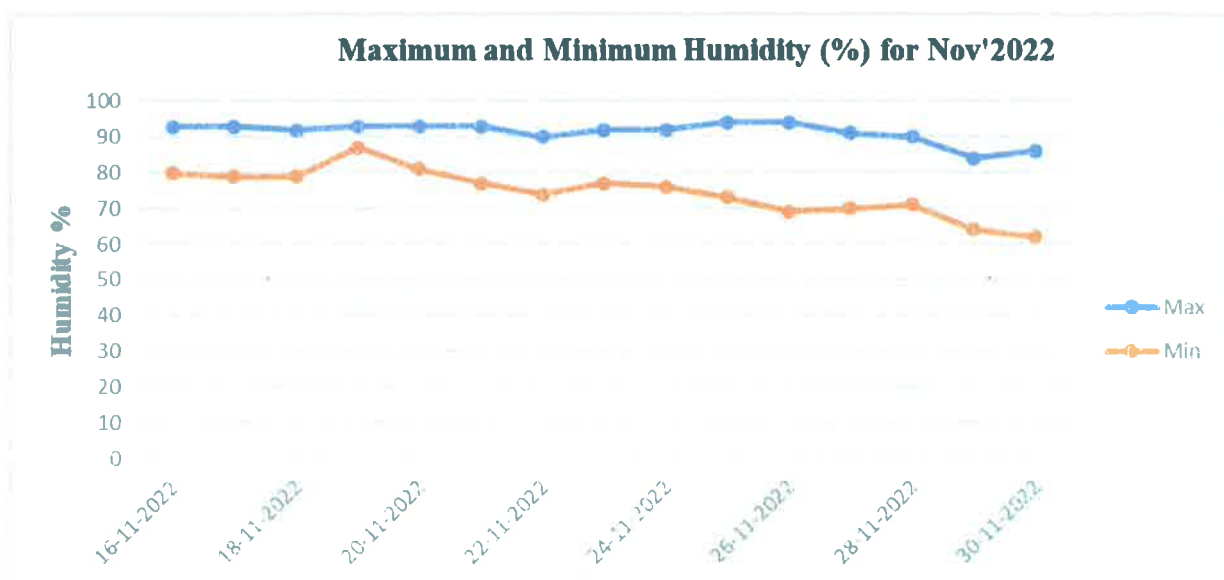


Fig – 2 .Graphical interpretation of Minimum and Maximum values of Relative Humidity during study period.



WIND PATTERN – November' 2022

Duration	Predominant Wind directions	Wind rose Enclosed as
00:00 – 07.00 hrs	NNW	Fig – 3
08.00 – 15.00 hrs	E	Fig – 4
16.00 – 23.00 hrs	E	Fig – 5
00.00 – 23.00 hrs	E	Fig – 6

Fig- 3. Wind rose diagram for 00.00 – 07.00 hrs (8hrly)

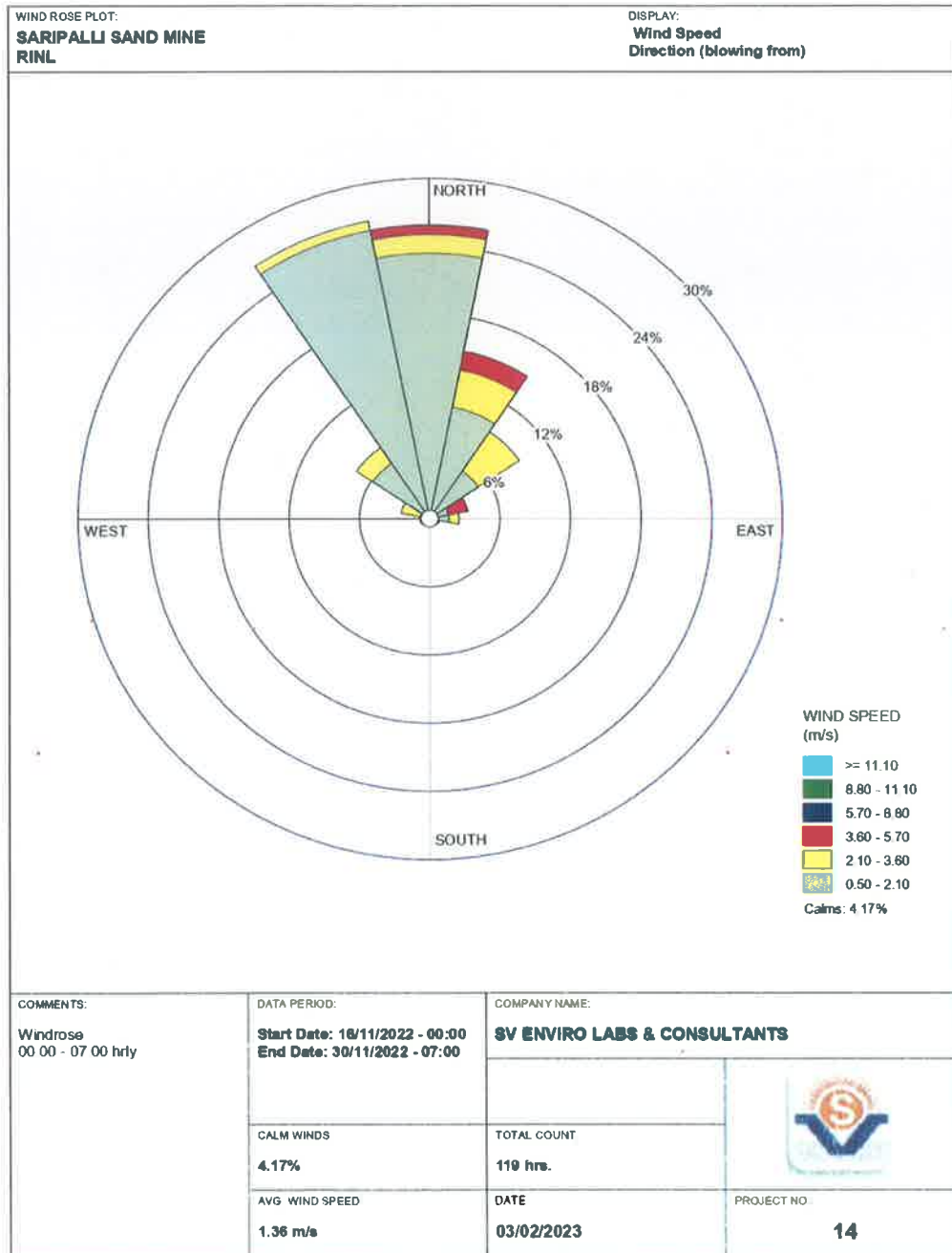


Fig –4. Wind rose diagram for 08.00 – 15.00 hrs (8hrly)

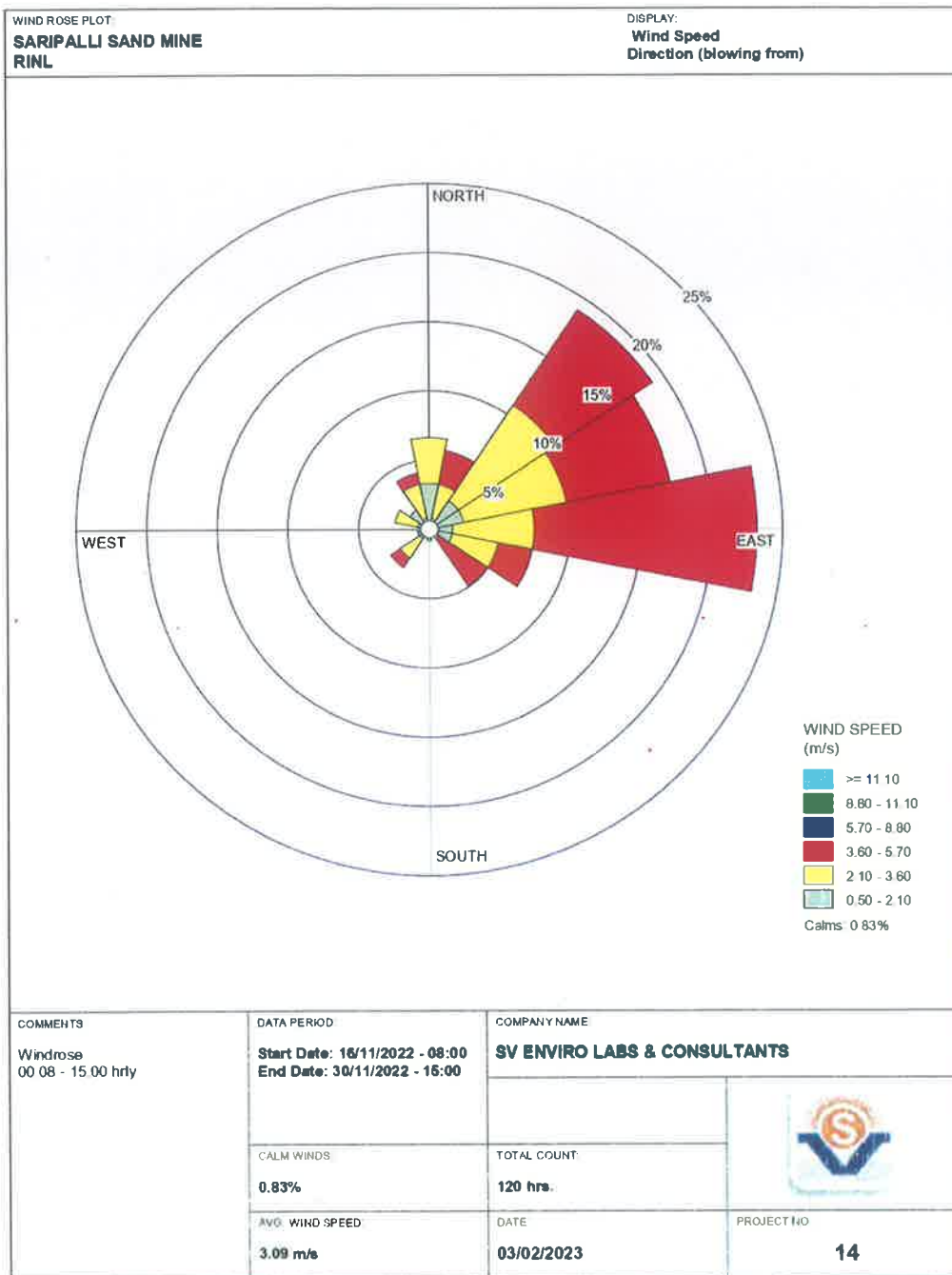


Fig – 5. Wind rose diagram for 16.00 – 23.00 hrs (8hrly)

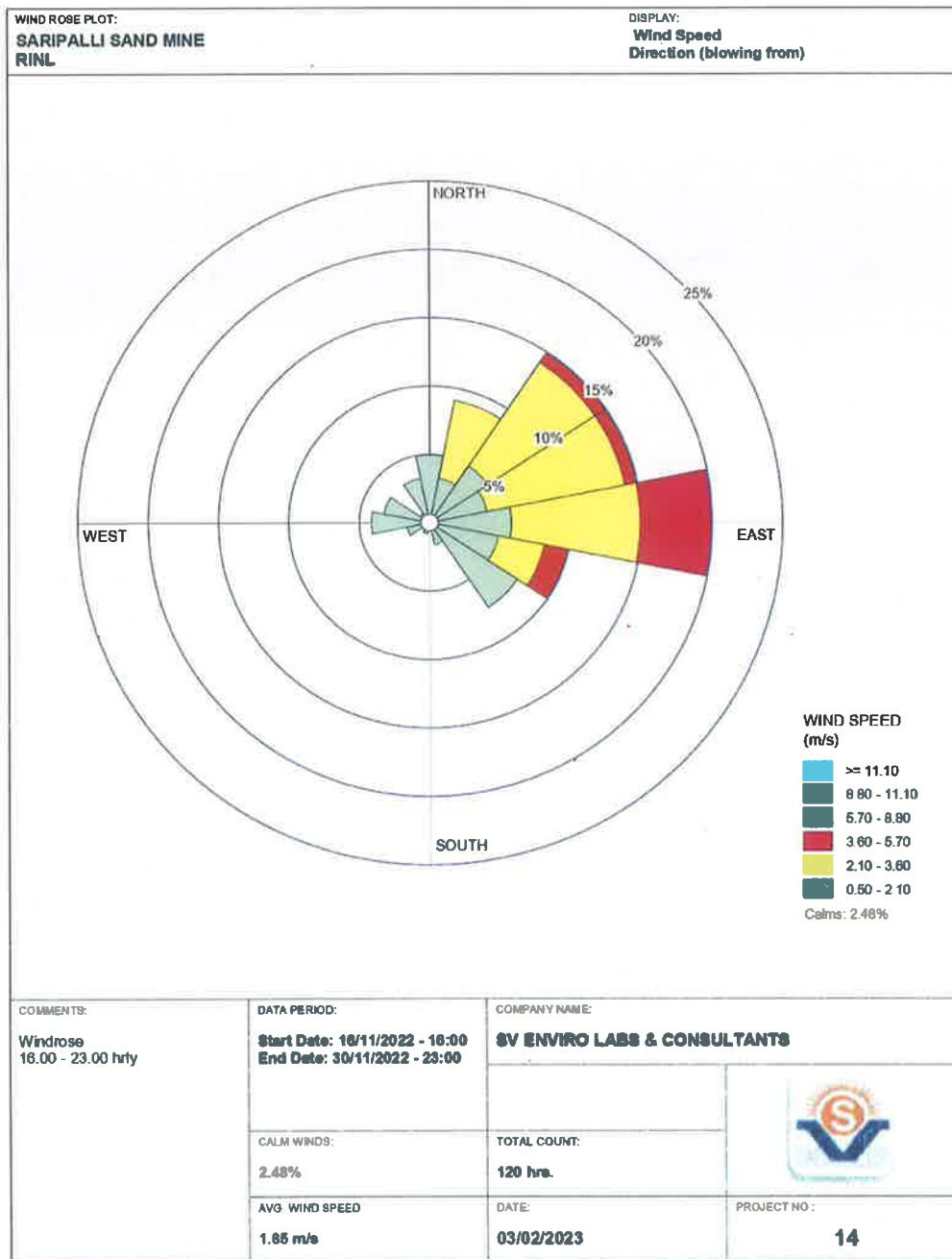
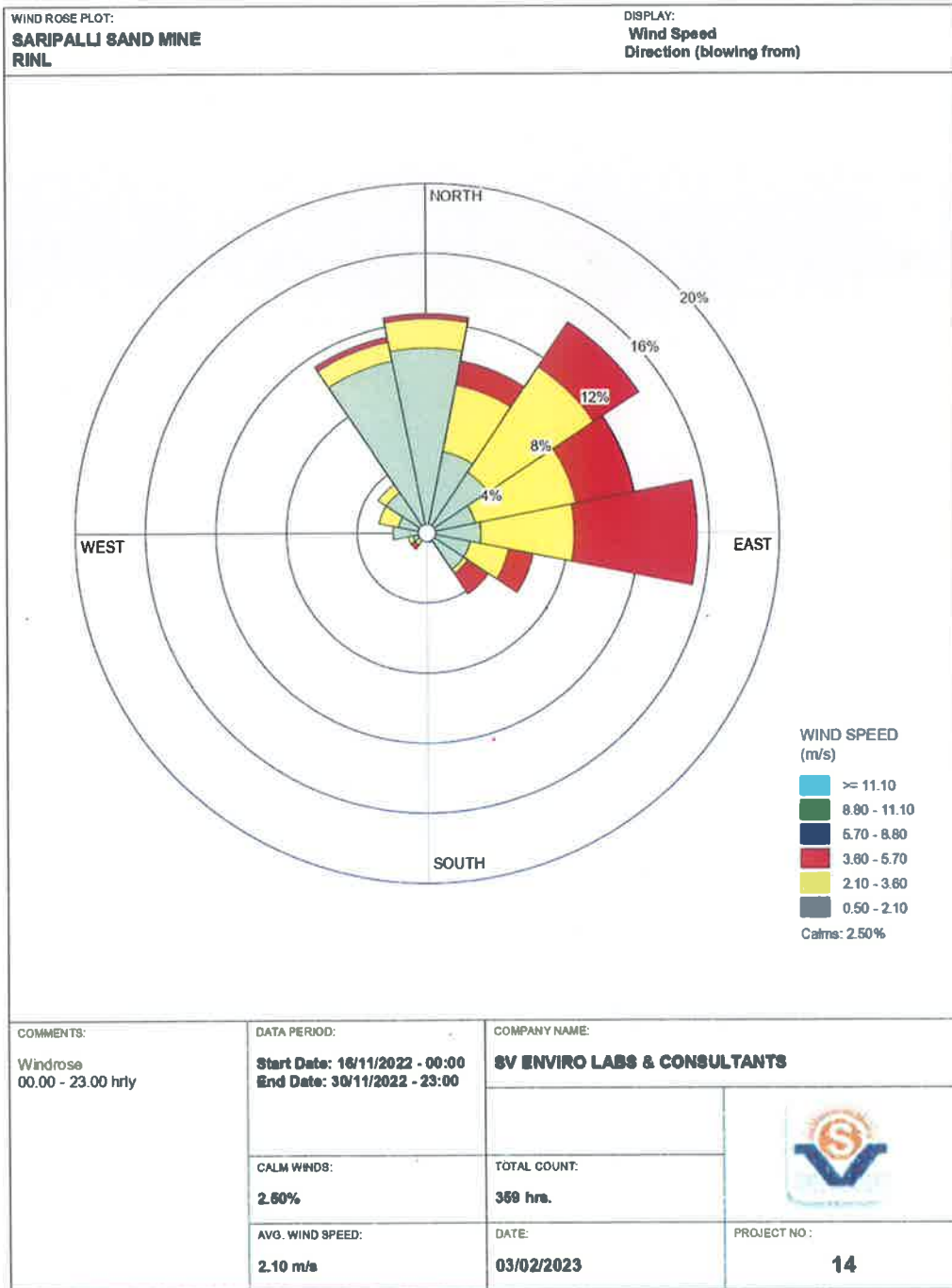


Fig –6. Wind rose diagram for 00.00 – 23.00 hrs (24hrly)



WIND PERCENTAGE FREQUENCY

	Directions / Wind Classes (Knots)	0.50 - 2.10	2.10 - 3.60	3.60 - 5.70	5.70 - 8.80	8.80 - 11.10	>= 11.10	Total (%)
1	348.75 - 11.25	0.83333	0	0	0	0	0	0.83333
2	11.25 - 33.75	13.0556	0	0	0	0	0	13.0556
3	33.75 - 56.25	33.8889	0	0	0	0	0	33.8889
4	56.25 - 78.75	26.6667	0	0	0	0	0	26.6667
5	78.75 - 101.25	16.3889	0	0	0	0	0	16.3889
6	101.25 - 123.75	3.88889	0	0	0	0	0	3.88889
7	123.75 - 146.25	0	0	0	0	0	0	0
8	146.25 - 168.75	0	0	0	0	0	0	0
9	168.75 - 191.25	0	0	0	0	0	0	0
10	191.25 - 213.75	0	0	0	0	0	0	0
11	213.75 - 236.25	0	0	0	0	0	0	0
12	236.25 - 258.75	0	0	0	0	0	0	0
13	258.75 - 281.25	0	0	0	0	0	0	0
14	281.25 - 303.75	0	0	0	0	0	0	0
15	303.75 - 326.25	0	0	0	0	0	0	0
16	326.25 - 348.75	0	0	0	0	0	0	0
	Sub-Total	94.7222	0	0	0	0	0	94.7222
	Calms							5
	Missing/Incomplete							0.27778
	Total							100

4.2 AMBIENT AIR QUALITY MONITORING

The ambient air quality was assessed through a network of 03 AAQM stations.

The locations of ambient air quality stations are given below:

Station code	Location	Environmental setting
A1	Mining Area	Industrial
A2	Kudipi Village	Residential
A3	Saripalli Village	Residential

Monitoring reports are enclosed as Annexure – I

4.3 DUST FALL MEASUREMENT

Dust fall monitoring was conducted at 03 stations. Details of locations mentioned hereunder:

Station code	Location	Environmental setting
DF1	Mining Area	Industrial
DF2	Kudipi Village	Industrial
DF3	Saripalli Village	Industrial

Monitoring reports are enclosed as Annexure – II

4.4 NOISE LEVEL MONITORING

Noise levels were monitoring at four locations mentioned hereunder:

Station code	Location	Environmental setting
N1	Mining Area	Industrial
N2	Kudipi Village	Residential
N3	Loading Point	Industrial
N4	Saripalli Village	Industrial

Monitoring reports are enclosed as Annexure – III

4.5 WATER QUALITY

Water samples were collected at the following points.

Station code	Location	Environmental setting
W1	Champavathi River Upstream	Surface water
W2	Champavathi Downstream	Surface water
W3	Kudipi Village Well Water	Ground water
W4	Sarepalli Village Well Water	Ground water

The methodology for sample collection and preservation techniques was followed as per the Standard Operating Procedures (SOP) mentioned in table hereunder:

Standard Operating Procedures (SOP) For Water Sampling

Parameter	Sample Collection	Sample Size	Storage/ Preservation
pH	Grab sampling Plastic /glass container	50 ml	Refrigeration, can be stored for 7 days
Electrical Conductivity	Grab sampling Plastic /glass container	50 ml	Refrigeration, can be stored for 7 days
Total suspended solids	Grab sampling Plastic /glass container	100 ml	Refrigeration, can be stored for 7 days
Total Dissolved Solids	Grab sampling Plastic /glass container	100 ml	Refrigeration, can be stored for 7 days
BOD	Grab sampling Plastic /glass container	500 ml	Refrigeration, 48 hrs
Hardness	Grab sampling Plastic /glass container	100 ml	Add HNO ₃ to pH<2, refrigeration; 6 months
Chlorides	Grab sampling Plastic /glass container	50 ml	Not required; 28 days
Sulphates	Grab sampling Plastic /glass container	100 ml	Refrigeration; 28 days
Nitrates	Plastic containers	100 ml	Refrigeration; 48 hrs
Fluorides	Plastic containers only	100 ml	Not required; 28 days
Alkalinity	Plastic/ glass containers	100 ml	Refrigeration; 14 days
Ammonia	Plastic/ glass containers	100 ml	Add H ₂ SO ₄ to pH>2, refrigeration, 28 days
Heavy Metals (Ar, Cd, Mn, Cu, Fe, Zn, Pb etc.)	Plastic/ Glass rinse with 1+1 HNO ₃	500 ml	Filter, add HNO ₃ to pH>2; Grab sample; 6 months

Source: Standard Methods for the Examination of Water and Wastewater, Published By APHA, 23rd Edition, 2017

The analytical techniques used for water analysis is given in the table hereunder:

Analytical Techniques For Water Analysis

S.No	Parameter	Method
1.	pH	APHA, 4500-H+B, 23rd Ed., 2017
2.	Colour	APHA, 2120-C/2120-B, 23rd Ed., 2017
3.	Odour	APHA, 2150, 23rd Ed., 2017
4.	Temperature	APHA, 2550-A+B, 23rd Ed., 2017
5.	Oil & Grease	APHA, 5520-D, 23rd Ed., 2017
6.	Total Suspended Solids	APHA, 2540-D, 23rd Ed., 2017
7.	Total Dissolved Solids	APHA, 2540-C, 23rd Ed., 2017
8.	Total Residual Chlorine	APHA, 4500-CI B, 23rd Ed., 2017
9.	Biochemical Oxygen Demand	APHA, 5210-B, 23rd Ed., 2017 4500-OC, 23rd Ed., 2017
10.	Chemical Oxygen Demand	APHA, 5220-B, 23rd Ed., 2017
11.	Free Ammonia	IS 3025
12.	Ammonical Nitrogen	APHA, 4500-NH ₃ B, 23rd Ed., 2017
13.	Total Kjeldhal Nitrogen	APHA, 4500-Norg B, 23rd Ed., 2017
14.	Zinc	APHA, 3111-B, 23rd Ed., 2017
15.	Lead	APHA, 3111-B, 23rd Ed., 2017
16.	Cadmium	APHA, 3111-B, 23rd Ed., 2017
17.	Mercury	APHA, 3112-B, 23rd Ed., 2017
18.	Arsenic	APHA, 3114-B, 23rd Ed., 2017
19.	Copper	APHA, 3111-B, 23rd Ed., 2017
20.	Nickel	APHA, 3111-B, 23rd Ed., 2017
21.	Cyanide	APHA, 4500-CNB, 23rd Ed., 2017
22.	Fluoride	APHA, 4500-FD, 23rd Ed., 2017 (SPANDS Methods)
23.	Phosphates	APHA, 4500-PD, 23rd Ed., 2017
24.	Sulphates	APHA, 4500-SO ₄ ²⁻ E, 23rd Ed., 2017
25.	Sulphide	APHA, 4500-S ²⁻ , 23rd Ed., 2017
26.	Manganese	APHA, 3111-B, 23rd Ed., 2017
27.	Iron	APHA, 3111-B, 23rd Ed., 2017
28.	Phenolic Compounds	APHA, 5530-B, 23rd Ed., 2017

Analysis results of the water samples collected from the above locations are enclosed as **Annexure – IV**.

ANNEXURE – I
(Ambient Air Monitoring Reports)



SV ENVIRO LABS & CONSULTANTS

(Environmental Engineers & Consultants in Pollution Control)

Corporate Office : Enviro House, B-1, Block-B, IDA, Autonagar, Visakhapatnam-530012
& Laboratory www.svenviolabs.com, Ph:0891-2755528, Cell: +91 9440338628
info@svenviolabs.com, svenviro_labs@yahoo.co.in

Branch Office : 2-53, Mahipala Street, Yanam - 533464.

Recognized by Govt.of India-MoEF & CC, New Delhi, Accredited by : NABL & NABET



Ref: SVELC/RIL-SSM/22-11/01

Date: 05-12-2022

NAME AND ADDRESS : M/s. SARIPALLI SAND MINE,
Visakhapatnam Steel Plant,
Saripalli Village, Nellimarla Mandal,
Vizianagaram District, A.P.

SAMPLE PARTICULARS : **AMBIENT AIR QUALITY**

SOURCE OF COLLECTION : KUDIPI VILLAGE

DURATRION OF SAMPLING : 24 Hrs

ATMOSPHERE CONDITION : Clear Sky

TEST REPORT

Date of Monitoring	Week	SPM ($\mu\text{g}/\text{m}^3$)	PM10 ($\mu\text{g}/\text{m}^3$)	PM2.5 ($\mu\text{g}/\text{m}^3$)	SO2 ($\mu\text{g}/\text{m}^3$)	NOx ($\mu\text{g}/\text{m}^3$)	CO (mg/m^3)
18.11.2022	I	165	72.6	33.4	11.8	13.6	0.31
20.11.2022	I	160	67.4	29.2	11.0	12.9	0.26
24.11.2022	II	162	68.4	30.6	12.6	13.2	0.28
26.11.2022	II	145	63.2	27.4	13.1	14.6	0.32
Maximum		165	72.6	33.4	12.6	14.6	0.32
Minimum		145	63.2	27.4	11.0	12.9	0.26
Average		158	67.9	30.1	12.1	13.5	0.29
CPCB Standards		-	100	60	80	80	4


CHECKED BY




SV ENVIRO LABS & CONSULTANTS



SV ENVIRO LABS & CONSULTANTS

(Environmental Engineers & Consultants in Pollution Control)

Corporate Office : Enviro House, B-1, Block-B, IDA, Autonagar, Visakhapatnam-530012
& Laboratory www.svenviolabs.com, Ph:0891-2755528, Cell: +91 9440338628
info@svenviolabs.com, svenviro_labs@yahoo.co.in

Branch Office : 2-53, Mahipala Street, Yanam - 533464.

Recognized by Govt.of India-MoEF & CC, New Delhi, Accredited by : NABL & NABET



Ref: SVELC/RIL-SSM/22-11/02

Date: 05-12-2022

NAME AND ADDRESS : M/s. SARIPALLI SAND MINE,
Visakhapatnam Steel Plant,
Saripalli Village, Nellimarla Mandal,
Vizianagaram District, A.P.

SAMPLE PARTICULARS : AMBIENT AIR QUALITY

SOURCE OF COLLECTION : SARIPALLI VILLAGE

DURATRION OF SAMPLING : 24 Hrs

ATMOSPHERE CONDITION : Clear Sky

TEST REPORT

Date of Monitoring	Week	SPM ($\mu\text{g}/\text{m}^3$)	PM10 ($\mu\text{g}/\text{m}^3$)	PM2.5 ($\mu\text{g}/\text{m}^3$)	SO2 ($\mu\text{g}/\text{m}^3$)	NOx ($\mu\text{g}/\text{m}^3$)	CO (mg/m^3)
08.11.2022	I	156	67.2	30.2	10.1	12.6	0.30
10.11.2022	I	140	61.6	21.5	9.0	12.2	0.25
24.11.2022	II	160	65.4	23.6	8.8	11.5	0.26
26.11.2022	II	146	66.2	25.4	9.3	12.4	0.29
Maximum		160	67.2	30.2	10.1	12.6	0.30
Minimum		140	61.6	21.5	8.8	11.5	0.25
Average		150	65.1	25.1	9.3	12.1	0.27
CPCB Standards		-	100	60	80	80	4

ASZ

CHECKED BY



Quyy

SV ENVIRO LABS & CONSULTANTS



SV ENVIRO LABS & CONSULTANTS

(Environmental Engineers & Consultants in Pollution Control)

Corporate Office : Enviro House, B-1, Block-B, IDA, Autonagar, Visakhapatnam-530012
& Laboratory www.svenviolabs.com, Ph:0891-2755528, Cell: +91 9440338628
info@svenviolabs.com, svenviro_labs@yahoo.co.in

Branch Office : 2-53, Mahipala Street, Yanam - 533464.

Recognized by Govt.of India-MoEF & CC, New Delhi, Accredited by : NABL & NABET



Ref: SVELC/RIL-SSM/22-11/03

Date: 05-12-2022

NAME AND ADDRESS : M/s. SARIPALLI SAND MINE,
Visakhapatnam Steel Plant,
Saripalli Village, Nellimarla Mandal,
Vizianagaram District, A.P.

SAMPLE PARTICULARS : AMBIENT AIR QUALITY

SOURCE OF COLLECTION : MINING AREA

DURATRION OF SAMPLING : 24 Hrs

ATMOSPHERE CONDITION : Clear Sky

TEST REPORT

Date of Monitoring	Week	SPM ($\mu\text{g}/\text{m}^3$)	PM10 ($\mu\text{g}/\text{m}^3$)	PM2.5 ($\mu\text{g}/\text{m}^3$)	SO ₂ ($\mu\text{g}/\text{m}^3$)	NO _x ($\mu\text{g}/\text{m}^3$)	CO (mg/m^3)
18.11.2022	I	170	69.4	32.6	11.4	15.6	0.34
20.11.2022	I	184	66.2	31.5	11.1	14.5	0.32
24.11.2022	II	168	63.5	28.8	10.5	13.9	0.30
26.11.2022	II	152	67.2	30.5	10.9	14.6	0.26
Maximum		184	69.2	32.6	11.4	15.6	0.34
Minimum		152	63.5	28.8	10.5	13.9	0.26
Average		168	66.5	30.8	10.9	14.6	0.30
CPCB Standards		-	100	60	80	80	4


CHECKED BY




SV ENVIRO LABS & CONSULTANTS

ANNEXURE – II
(Dustfall Monitoring Reports)



SV ENVIRO LABS & CONSULTANTS

(Environmental Engineers & Consultants in Pollution Control)

Corporate Office : Enviro House, B-1, Block-B, IDA, Autonagar, Visakhapatnam-530012
& Laboratory www.svenviolabs.com, Ph:0891-2755528, Cell: +91 9440338628
info@svenviolabs.com, svenviro_labs@yahoo.co.in

Branch Office : 2-53, Mahipala Street, Yanam - 533464.

Recognized by Govt.of India-MoEF & CC, New Delhi, Accredited by : NABL & NABET



Ref: SVELC/RIL-SSM/22-11/04

Date: 05-12-2022

NAME AND ADDRESS : M/s. SARIPALLI SAND MINE,
Visakhapatnam Steel Plant,
Saripalli Village, Nellimarla Mandal,
Vizianagaram District, A.P.

SAMPLE PARTICULARS : DUSTFALL

SOURCE OF COLLECTION : KUDIPI VILLAGE

ATMOSPHERE CONDITION : Clear Sky

TEST REPORT

S.No	Parameters	Unit	01-11-2022 to 15-11-2022	16-11-2022 to 30-11-2022
1	Insoluble Particles	Tons/Km ² /Month	2.26	2.18
2	Soluble Particles	Tons/Km ² /Month	1.54	1.01
3	Total Particles	Tons/Km ² /Month	3.8	3.19


CHECKED BY




SV ENVIRO LABS & CONSULTANTS



SV ENVIRO LABS & CONSULTANTS

(Environmental Engineers & Consultants in Pollution Control)

Corporate Office : Enviro House, B-1, Block-B, IDA, Autonagar, Visakhapatnam-530012
& Laboratory www.svenviolabs.com, Ph:0891-2755528, Cell: +91 9440338628
info@svenviolabs.com, svenviro_labs@yahoo.co.in

Branch Office : 2-53, Mahipala Street, Yanam - 533464.

Recognized by Govt.of India-MoEF & CC, New Delhi, Accredited by : NABL & NABET



Ref: SVELC/RIL-SSM/22-11/05

Date: 05-12-2022

NAME AND ADDRESS : M/s. SARIPALLI SAND MINE,
Visakhapatnam Steel Plant,
Saripalli Village, Nellimarla Mandal,
Vizianagaram District, A.P.

SAMPLE PARTICULARS : DUSTFALL

SOURCE OF COLLECTION : SARIPALLI VILLAGE

ATMOSPHERE CONDITION : Clear Sky

TEST REPORT

S.No	Parameters	Unit	01-11-2022 to 15-11-2022	16-11-2022 to 30-11-2022
1	Insoluble Particles	Tons/Km ³ /Month	2.68	2.94
2	Soluble Particles	Tons/Km ³ /Month	1.15	1.21
3	Total Particles	Tons/Km ³ /Month	3.83	4.15


CHECKED BY




SV ENVIRO LABS & CONSULTANTS

SV ENVIRO LABS & CONSULTANTS

(Environmental Engineers & Consultants in Pollution Control)

Corporate Office : Enviro House, B-1, Block-B, IDA, Autonagar, Visakhapatnam-530012
& Laboratory www.svenviolabs.com, Ph:0891-2755528, Cell: +91 9440338628
info@svenviolabs.com, svenviro_labs@yahoo.co.in

Branch Office : 2-53, Mahipala Street, Yanam - 533464.

Recognized by Govt.of India-MoEF & CC, New Delhi, Accredited by : NABL & NABET



Ref: SVELC/RIL-SSM/22-11/06

Date: 05-12-2022

NAME AND ADDRESS : M/s. SARIPALLI SAND MINE,
Visakhapatnam Steel Plant,
Saripalli Village, Nellimarla Mandal,
Vizianagaram District, A.P.

SAMPLE PARTICULARS : DUSTFALL

SOURCE OF COLLECTION : MINING AREA

ATMOSPHERE CONDITION : Clear Sky

TEST REPORT

S.No	Parameters	Unit	01-11-2022 to 15-11-2022	16-11-2022 to 30-11-2022
1	Insoluble Particles	Tons/Km ² /Month	3.14	3.26
2	Soluble Particles	Tons/Km ² /Month	2.51	2.35
3	Total Particles	Tons/Km ² /Month	5.65	5.61


CHECKED BY




SV ENVIRO LABS & CONSULTANTS

ANNEXURE – III
(Noise Monitoring Reports)



SV ENVIRO LABS & CONSULTANTS

(Environmental Engineers & Consultants in Pollution Control)

Corporate Office : Enviro House, B-1, Block-B, IDA, Autonagar, Visakhapatnam-530012
& Laboratory www.svenviolabs.com, Ph:0891-2755528, Cell: +91 9440338628
info@svenviolabs.com, svenviro_labs@yahoo.co.in

Branch Office : 2-53, Mahipala Street, Yanam - 533464.

Recognized by Govt.of India-MoEF & CC, New Delhi, Accredited by : NABL & NABET



Ref: SVELC/RIL-SSM/22-11/07

Date: 05-12-2022

NAME AND ADDRESS : M/s. SARIPALLI SAND MINE,
Visakhapatnam Steel Plant,
Saripalli Village, Nellimarla Mandal,
Vizianagaram District, A.P.

SAMPLE PARTICULARS : NOISE LEVEL MONITORING

DATE OF COLLECTION : 24.11.2022 to 25.11.2022

TEST REPORT

Period	Time	Source of Collection			
		Mining Area	Kudipi village	Loading Point	Saripalli village
Day	6.00	56.3	51.1	53.2	48.3
	7.00	55.6	53.4	52.5	53.6
	8.00	57.9	56.7	55.8	52.9
	9.00	58.2	55.3	57.1	53.2
	10.00	60.5	57.6	61.4	57.5
	11.00	59.8	58.9	62.7	54.8
	12.00	57.1	55.2	61.3	57.1
	13.00	58.4	56.5	65.6	59.4
	14.00	59.7	53.8	64.9	58.7
	15.00	60.3	52.1	69.2	60.3
	16.00	61.6	58.4	72.8	61.6
	17.00	67.9	59.7	73.1	62.9
	18.00	69.2	58.3	74.2	57.2
	19.00	61.5	59.6	73.7	58.5
20.00	59.5	58.9	71.7	59.8	
21.00	58.1	55.2	72.3	57.1	
Night	22.00	57.4	56.5	65.6	58.4
	23.00	56.7	53.8	61.9	55.7
	24.00	55.3	50.1	57.2	54.3
	1.00	54.6	49.4	53.5	52.6
	2.00	53.9	47.7	51.8	49.9
	3.00	55.2	46.3	47.1	48.2
	4.00	51.5	45.6	49.4	47.5
5.00	53.8	47.9	48.7	45.8	
Leq Day		59.9	54.1	61.5	55.2
Leq Night		54.4	48.7	52.8	50.6

CPCB Standards for Noise levels	Day Time	Night Time
	75	70

Note: Day time shall mean from 6.00 am to 10.00 pm
Night time shall mean from 10.00 p.m. to 6.00 a.m.

Duty
SV ENVIRO LABS & CONSULTANTS

ANNEXURE – IV
(Water Analysis Reports)



SV ENVIRO LABS & CONSULTANTS

(Environmental Engineers & Consultants in Pollution Control)

Corporate Office : Enviro House, B-1, Block-B, IDA, Autonagar, Visakhapatnam-530012
& Laboratory www.svenviolabs.com, Ph:0891-2755528, Cell: +91 9440338628
info@svenviolabs.com, svenviro_labs@yahoo.co.in

Branch Office : 2-53, Mahipala Street, Yanam - 533464.

Recognized by Govt.of India-MoEF & CC, New Delhi, Accredited by : NABL & NABET



Ref: SVELC/RIL-SSM/22-11/01

Date: 05-12-2022

NAME AND ADDRESS : M/s. SARIPALLI SAND MINE,
Visakhapatnam Steel Plant,
Saripalli Village, Nellimarla Mandal,
Vizianagaram District, A.P.

SAMPLE PARTICULARS : SURFACE WATER

SOURCE OF COLLECTION : CHAMPAVATI RIVER UPSTREAM

DATE OF COLLECTION : 24-11-2022

TEST REPORT

S.No	Parameter	Unit	Result	Standards as per GSR 422 (E)
1	Colour	Hazen	<1.0	5
2	Odour	Agreeable	Agreeable	Agreeable
3	Turbidity	NTU	<1.0	1.0
4	pH	-	7.54	5.5 to 9.0
5	Total Dissolved Solids	mg/l	288	500 2000
6	Total suspended solids	mg/l	<1.0	100
7	Fluorides as F	mg/l	0.51	2.0
8	Nitrates as NO ₃	mg/l	1.01	10
9	Iron as Fe	mg/l	0.06	3.0
10	Total Residual Chlorine	mg/l	<0.1	1.0
11	Phenolic Compounds as C ₆ H ₅ OH	mg/l	<0.005	1.0
12	Copper as Cu	mg/l	< 0.01	3.0
13	Manganese as Mn	mg/l	< 0.01	2.0
14	Zinc as Zn	mg/l	0.03	5.0
15	Sulphide as S	mg/l	< 0.1	2.0
16	Cadmium as Cd	mg/l	<0.001	2.0
17	Lead as Pb	mg/l	<0.01	0.1
18	Mercury as Hg	mg/l	<0.001	0.01
19	Nickel as Ni	mg/l	<0.01	3.0
20	Total Arsenic as As	mg/l	<0.01	0.2
21	Total Chromium as Cr	mg/l	<0.01	2.0
22	Hexavalent chromium as Cr ⁺⁶	mg/l	< 0.1	0.1
23	Vanadium as V	mg/l	<0.01	0.2
24	Ammonical nitrogen as N	mg/l	BDL	50
25	Free ammonia as NH ₃	mg/l	< 0.1	5
26	Chemical Oxygen Demand -COD	mg/l	54.2	250
27	Biochemical Oxygen Demand -BOD	mg/l	16.0	30
28	Oil & Grease	mg/l	1.3	10
29	Selenium as Se	mg/l	<0.01	0.05

Note: All the above parameters are tested as per APHA methods, 23rd Edition, 2017

BDL- Below detectable limit, Detectable limit-<0.005 µg/l

CHECKED BY

De



SV ENVIRO LABS & CONSULTANTS

Ammy



SV ENVIRO LABS & CONSULTANTS

(Environmental Engineers & Consultants in Pollution Control)

Corporate Office : Enviro House, B-1, Block-B, IDA, Autonagar, Visakhapatnam-530012
& Laboratory www.svenviolabs.com, Ph:0891-2755528, Cell: +91 9440338628
info@svenviolabs.com, svenviro_labs@yahoo.co.in

Branch Office : 2-53, Mahipala Street, Yanam - 533464.

Recognized by Govt.of India-MoEF & CC, New Delhi, Accredited by : NABL & NABET



Ref: SVELC/RIL-SSM/22-11/02

Date: 05-12-2022

NAME AND ADDRESS : M/s. SARIPALLI SAND MINE,
Visakhapatnam Steel Plant,
Saripallli Village, Nellimarla Mandal,
Vizianagaram District, A.P.

SAMPLE PARTICULARS : SURFACE WATER

SOURCE OF COLLECTION : CHAMPAVATI RIVER DOWN STREAM

DATE OF COLLECTION : 24-11-2022

TEST REPORT

S.No	Parameter	Unit	Result	Standards as per GSR 422 (E)
1	Colour	Hazen	<1.0	5
2	Odour	Agreeable	Agreeable	Agreeable
3	Turbidity	NTU	<1.0	1.0
4	pH	-	7.36	5.5 to 9.0
5	Total Dissolved Solids	mg/l	277	500 - 2000
6	Total suspended solids	mg/l	13.0	100
7	Fluorides as F	mg/l	0.49	2.0
8	Nitrates as NO ₃	mg/l	1.36	10
9	Iron as Fe	mg/l	0.03	3.0
10	Total Residual Chlorine	mg/l	<0.1	1.0
11	Phenolic Compounds as C ₆ H ₅ OH	mg/l	<0.005	1.0
12	Copper as Cu	mg/l	< 0.01	3.0
13	Manganese as Mn	mg/l	< 0.01	2.0
14	Zinc as Zn	mg/l	0.05	5.0
15	Sulphide as S	mg/l	< 0.1	2.0
16	Cadmium as Cd	mg/l	<0.001	2.0
17	Lead as Pb	mg/l	<0.01	0.1
18	Mercury as Hg	mg/l	<0.001	0.01
19	Nickel as Ni	mg/l	<0.01	3.0
20	Total Arsenic as As	mg/l	<0.01	0.2
21	Total Chromium as Cr	mg/l	<0.01	2.0
22	Hexavalent chromium as Cr ⁺⁶	mg/l	< 0.1	0.1
23	Vanadium as V	mg/l	<0.01	0.2
24	Ammonical nitrogen as N	mg/l	BDL	50
25	Free ammonia as NH ₃	mg/l	< 0.1	5
26	Chemical oxygen demand -COD	mg/l	63.2	250
27	Biochemical oxygen demand -BOD	mg/l	18.0	30
28	Oil & Grease	mg/l	1.6	10
29	Selenium as Se	mg/l	<0.01	0.05

Note: All the above parameters are tested as per APHA methods, 23rd Edition, 2017
BDL- Below detectable limit, Detectable limit- <0.005 µg/l

CHECKED BY



SV ENVIRO LABS & CONSULTANTS



SV ENVIRO LABS & CONSULTANTS

(Environmental Engineers & Consultants in Pollution Control)

Corporate Office : Enviro House, B-1, Block-B, IDA, Autonagar, Visakhapatnam-530012
& Laboratory www.svenviolabs.com, Ph:0891-275528, Cell: +91 9440338628
info@svenviolabs.com, svenviro_labs@yahoo.co.in

Branch Office : 2-53, Mahipala Street, Yanam - 533464.

Recognized by Govt.of India-MoEF & CC, New Delhi, Accredited by : NABL & NABET



Ref: SVELC/RIL-SSM/22-11/03

Date: 05-12-2022

NAME AND ADDRESS : M/s. SARIPALLI SAND MINE,
Visakhapatnam Steel Plant,
Saripalli Village, Nellimarla Mandal,
Vizianagaram District, A.P.

SAMPLE PARTICULARS : GROUND WATER

SOURCE OF COLLECTION : KUDIPI VILLAGE WELL WATER

DATE OF COLLECTION : 24-11-2022

TEST REPORT

S.No	Parameter	Unit	Result	IS 10500:2012 Specifications
1.	Colour	Hazen	<1.0	5.0
2.	Odour	-	Agreeable	Agreeable
3.	Temperature	°C	28.8	
4.	Taste	-	Agreeable	Agreeable
5.	Turbidity	NTU	0.12	1.0
6.	pH	-	7.29	6.5 - 8.5
7.	Total Dissolved Solids	mg/l	256	500
8.	Total Alkalinity as CaCO ₃	mg/l	228	200
9.	Total Hardness as CaCO ₃	mg/l	149	200
10.	Calcium as Ca	mg/l	43.4	75
11.	Magnesium as Mg	mg/l	10.2	30
12.	Chlorides as Cl ⁻	mg/l	22.8	250
13.	Fluorides as F	mg/l	0.55	1.0
14.	Nitrates as NO ₃ ⁻	mg/l	<1.0	45
15.	Sulphates as SO ₄ ²⁻	mg/l	10.5	200
16.	Iron as Fe	mg/l	0.14	0.3
17.	Free Residual Chlorine	mg/l	< 0.1	0.2
18.	Phenolic Compounds as C ₆ H ₅ OH	mg/l	<0.001	0.001
19.	Copper as Cu	mg/l	< 0.01	0.05
20.	Manganese as Mn	mg/l	< 0.01	0.1
21.	Zinc as Zn	mg/l	0.56	5.0
22.	Aluminum as Al	mg/l	< 0.01	0.03
23.	Boron as B	mg/l	< 0.01	0.5
24.	Sulphide as H ₂ S	mg/l	< 0.1	0.05
25.	Anionic Detergents (as MBAS)	mg/l	< 0.1	0.2
26.	Barium as Ba	mg/l	< 0.01	0.7
27.	Chloramines (as Cl ₂)	mg/l	<1.0	4.0
28.	Ammonia as total ammonia-N	mg/l	< 0.01	0.5
29.	Mineral Oil	mg/l	< 0.01	0.5
30.	Selenium as Se	mg/l	< 0.01	0.01
31.	Silver as Ag	mg/l	< 0.01	0.1
32.	Cadmium as Cd	mg/l	<0.01	0.003
33.	Cyanide as CN	mg/l	<0.02	0.05
34.	Lead as Pb	mg/l	<0.01	0.01
35.	Mercury as Hg	mg/l	<0.001	0.001
36.	Molybdenum as Mo	mg/l	<0.01	0.07
37.	Nickel as Ni	mg/l	<0.01	0.02



SV ENVIRO LABS & CONSULTANTS

(Environmental Engineers & Consultants in Pollution Control)

Corporate Office : Enviro House, B-1, Block-B, IDA, Autonagar, Visakhapatnam-530012
 & Laboratory www.svenviolabs.com, Ph:0891-2755528, Cell: +91 9440338628
 info@svenviolabs.com, svenviro_labs@yahoo.co.in

Branch Office : 2-53, Mahipala Street, Yanam - 533464.

Recognized by Govt.of India-MoEF & CC, New Delhi, Accredited by : NABL & NABET



38.	Total Arsenic as As	mg/l	<0.01	0.01
39.	Total Chromium as Cr	mg/l	<0.01	0.05
40.	Polychlorinated biphenyls	mg/l	<0.0001	0.0005
41.	Polynuclear aromatic Hydrocarbons as PAH	mg/l	<0.0001	0.0001
MICROBIOLOGY:				
42.	<i>E. coliforms</i>	CFU/100mL	Not detected	Shall not be detected in 100 ml
43.	<i>Total coliforms</i>	CFU/100mL	25	Shall not be detected in 100 ml
44.	<i>Faecal coliforms</i>	CFU/100mL	Not detected	-
PESTICIDES:				
45.	Alpha HCH	µg/l	BDL	0.01
46.	Beta HCH	µg/l	BDL	0.04
47.	Butachlor	µg/l	BDI	125
48.	Chlorpyrifos	µg/l	BDI	30
49.	Delta HCH	µg/l	BDL	0.04
50.	2,4- Dichlorophenoxyacetic Acid	µg/l	BDL	30
51.	DDT (o,p and p,p-Isomers of DDT, DDE and DDD)	µg/l	BDL	1.0
52.	Endosulfan (alpha, beta and Sulphate)	µg/l	BDL	0.4
53.	Ethion	µg/l	BDL	3.0
54.	Gamma-HCH (Lindane)	µg/l	BDL	2.0
55.	Isoproturon	µg/l	BDL	9.0
56.	Malathion	µg/l	BDL	190
57.	Methyl Parathion	µg/l	BDL	0.3
58.	Alachlor	µg/l	BDL	20
59.	Atrazine	µg/l	BDL	2.0
60.	Aldrin/ Dieldrin	µg/l	BDL	0.03
61.	Monocrotophos	µg/l	BDL	1.0
62.	Phorate	µg/l	BDL	2.0
TRIHALOMETHANE				
63.	Bromoform	mg/l	<0.05	0.1
64.	Dibromochloromethane	mg/l	<0.05	0.1
65.	Bromodichloromethane	mg/l	<0.05	0.06
66.	chloroform	mg/l	<0.05	0.2

Note: All the above parameters are tested as per APHA methods, 23rd Edition, 2017
 BDL- Below detectable limit. Detectable limit- <0.005 µg

AD
 CHECKED BY



SV ENVIRO LABS & CONSULTANTS



SV ENVIRO LABS & CONSULTANTS

(Environmental Engineers & Consultants in Pollution Control)

Corporate Office : Enviro House, B-1, Block-B, IDA, Autonagar, Visakhapatnam-530012
& Laboratory www.svenvirolabs.com, Ph:0891-2755528, Cell: +91 9440338628
info@svenvirolabs.com, svenviro_labs@yahoo.co.in

Branch Office : 2-53, Mahipala Street, Yanam - 533464.

Recognized by Govt.of India-MoEF & CC, New Delhi, Accredited by : NABL & NABET



Ref: SVELC/RIL-SSM/22-11/04

Date: 05-12-2022

NAME AND ADDRESS : M/s. SARIPALLI SAND MINE,
Visakhapatnam Steel Plant,
Saripalli Village, Nellimarla Mandal,
Vizianagaram District, A.P.

SAMPLE PARTICULARS : GROUND WATER

SOURCE OF COLLECTION : SAREPALLI WELL WATER

DATE OF COLLECTION : 24-11-2022

TEST REPORT

S.No	Parameter	Unit	Result	IS 10500:2012 Specifications
1.	Colour	Hazen	3.71	5.0
2.	Odour	-	Agreeable	Agreeable
3.	Temperature	°C	29.3	-
4.	Taste	-	Agreeable	Agreeable
5.	Turbidity	NTU	0.88	1.0
6.	pH	-	7.24	6.5 - 8.5
7.	Total Dissolved Solids	mg/l	246	500
8.	Total Alkalinity as CaCO ₃	mg/l	215	200
9.	Total Hardness as CaCO ₃	mg/l	150	200
10.	Calcium as Ca	mg/l	45.4	75
11.	Magnesium as Mg	mg/l	9.21	30
12.	Chlorides as Cl ⁻	mg/l	21.4	250
13.	Fluorides as F	mg/l	0.48	1.0
14.	Nitrates as NO ₃ ⁻	mg/l	<1.0	45
15.	Sulphates as SO ₄ ²⁻	mg/l	11.6	200
16.	Iron as Fe	mg/l	<0.01	0.3
17.	Free Residual Chlorine	mg/l	< 0.1	0.2
18.	Phenolic Compounds as C ₆ H ₅ OH	mg/l	<0.001	0.001
19.	Copper as Cu	mg/l	< 0.01	0.05
20.	Manganese as Mn	mg/l	< 0.01	0.1
21.	Zinc as Zn	mg/l	0.40	5.0
22.	Aluminum as Al	mg/l	< 0.01	0.03
23.	Boron as B	mg/l	< 0.01	0.5
24.	Sulphide as H ₂ S	mg/l	< 0.1	0.05
25.	Anionic Detergents (as MBAS)	mg/l	< 0.1	0.2
26.	Barium as Ba	mg/l	< 0.01	0.7
27.	Chloramines (as Cl ₂)	mg/l	<1.0	4.0
28.	Ammonia as total ammonia-N	mg/l	< 0.01	0.5
29.	Mineral Oil	mg/l	< 0.01	0.5
30.	Selenium as Se	mg/l	< 0.01	0.01
31.	Silver as Ag	mg/l	< 0.01	0.1
32.	Cadmium as Cd	mg/l	<0.001	0.003
33.	Cyanide as CN	mg/l	<0.02	0.05
34.	Lead as Pb	mg/l	<0.01	0.01
35.	Mercury as Hg	mg/l	<0.001	0.001
36.	Molybdenum as Mo	mg/l	<0.01	0.07
37.	Nickel as Ni	mg/l	<0.01	0.02



SV ENVIRO LABS & CONSULTANTS

(Environmental Engineers & Consultants in Pollution Control)

Corporate Office : Enviro House, B-1, Block-B, IDA, Autonagar, Visakhapatnam-530012
& Laboratory www.svenviolabs.com, Ph:0891-2755528, Cell: +91 9440338628
 info@svenviolabs.com, svenviro_labs@yahoo.co.in

Branch Office : 2-53, Mahipala Street, Yanam - 533464.

Recognized by Govt.of India-MoEF & CC, New Delhi, Accredited by : NABL & NABET



38.	Total Arsenic as As	mg/l	<0.01	0.01
39.	Total Chromium as Cr	mg/l	<0.01	0.05
40.	Polychlorinated biphenyls	mg/l	<0.0001	0.0005
41.	Polynuclear aromatic Hydrocarbons as PAH	mg/l	<0.0001	0.0001
MICROBIOLOGY:				
42.	<i>E. coliforms</i>	CFU/100mL	Not detected	Shall not be detected in 100 ml
43.	<i>Total coliforms</i>	CFU/100mL	Not detected	Shall not be detected in 100 ml
44.	<i>Faecal coliforms</i>	CFU/100mL	Not detected	-
PESTICIDES:				
45.	Alpha HCH	µg/l	BDL	0.01
46.	Beta HCH	µg/l	BDL	0.04
47.	Butachlor	µg/l	BDL	125
48.	Chlorpyrifos	µg/l	BDL	30
49.	Delta HCH	µg/l	BDL	0.04
50.	2,4- Dichlorophenoxyacetic Acid	µg/l	BDL	30
51.	DDT (o,p and p,p-Isomers of DDT, DDE and DDD)	µg/l	BDL	1.0
52.	Endosulfan (alpha, beta and Sulphate)	µg/l	BDL	0.4
53.	Ethion	µg/l	BDL	3.0
54.	Gamma-HCH (Lindane)	µg/l	BDL	2.0
55.	Isoproturon	µg/l	BDL	9.0
56.	Malathion	µg/l	BDL	190
57.	Methyl Parathion	µg/l	BDL	0.3
58.	Alachlor	µg/l	BDL	20
59.	Atrazine	µg/l	BDL	2.0
60.	Aldrin/ Dieldrin	µg/l	BDL	0.03
61.	Monocrotophos	µg/l	BDL	1.0
62.	Phorate	µg/l	BDL	2.0
TRIHALOMETHANE				
63.	Bromoform	mg/l	<0.05	0.1
64.	Dibromochloromethane	mg/l	<0.05	0.1
65.	Bromodichloromethane	mg/l	<0.05	0.06
66.	chloroform	mg/l	<0.05	0.2

Note: All the above parameters are tested as per APHA methods, 23rd Edition, 2017

BDL- Below detectable limit, Detectable limit- <0.005 µg/l

CHECKED BY 




 SV ENVIRO LABS & CONSULTANTS